

Download your child's mobile website

iPhone

1. On your iPhone go to your Safari app



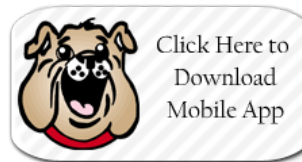
2. In the address bar go to kearneypublicschools.org.



3. Once you are on kearneypublicschools.org website, navigate to your child's School webpage.



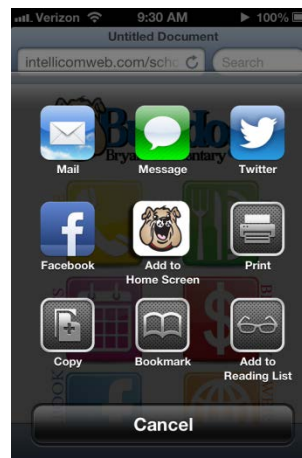
4. Once you are on the appropriate school page. Click on Mobile Icon.



5. Once you are on mobile website for your child's school, click small arrow on the bottom of website screen.



6. Once you have clicked the arrow you will see a new screen pop up, this screen will have a few choices. You want to choose Add to Home Screen.
7. Now you have your child's mobile site saved to your phone. The appropriate icon will show up on your home screen.




Download your child's mobile website

Android Phone

1. On your Android Phone go to your browser



2. In the address bar go to kearneypublicschools.org.

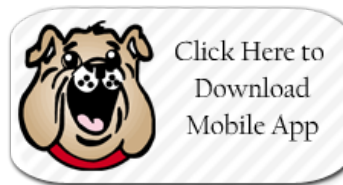


3. Once you are on kearneypublicschools.org website, navigate to your child's School webpage.



4. Once you are on the appropriate school page. Click on Mobile Icon.

5. Once you are on mobile website for your child's school, click on the settings button on your Android phone.



6. Choose Save to Bookmarks
7. Once the site is saved as a Bookmark, browse to Bookmarks, press down and hold your students schools website.
8. Then Choose Add shortcut to homepage
9. Now you have your child's mobile site saved to your phone. The appropriate icon will show up on your home screen.

*Android phones can differ some in set up of homepage shortcuts.